



Gujarat Council of Vocational Training

Gandhinagar

Blouse designing



1. Name of Course:

Blouse designing

N.C.O. No. for Skills Covered:
(Please refer National Classification of
Occupations -2004 available
on www.dget.nic.in)

2. Engineering OR Non-engineering: Non -Engineering

3. No. of students per batch: 20

4. Duration in Hours. :156 hours

5. Duration in Month: 2 @ 47 hours/ 18 days for theory.

Duration in Month: 2 @ 109hours/42 days for practical

5. Examination Scheme:

No.	BLOUSE DESIGNING	Teaching Hours during full course.	Maximum Marks. (Excluding Sessional)	Minimum Marks required for Passing (Excluding Sessional).	Sessional Marks if any.
Subject-1	Theory	47	100	40	-
Subject-2	Practical	109	300	180	-
Subject-3					
Subject-4					
Subject-5					


7. Entry qualification for Trainee:

Minimum entry qualification (Essential):	5 th pass
Or Desirable:	-

3. Minimum qualification for Trainer:

Minimum qualification (Essential):	12 th pass any stream
Or Desirable:	2 years blouse stitching experience

H. H. H. H.
મેનેજિંગ ટ્રસ્ટી,
પ્રગતિ એજ્યુકેશન એન્ડ રિસીટાબલ ટ્રસ્ટ
રાજકોટ.





Gujarat Council of Vocational Training Gandhinagar



9. Syllabus Committee Member:


Sr. No.	Name	Organization	Designation	Technical Qualification	Experience in Years	Signature
1.	Hetalba H. Jhala	Pragati education and charitable trust	Fashion designer	N.c.v.t certified fashion designer	7 years	H. H. Jhala
2.	Daxaben bhut	Teacher	Fashion Designer	N.C.V.T. Certified Fashion Designer	2 years	Bhool Daxaben
3.	S. D. Patel	LTI Daxaben	Principal	D. BE	26 yrs	S. D. Patel
4.	R.S. TRIVEDI	MAHILA T.T.I. RAJKOT	PRINCIPAL	D.A.E.	23 yrs.	R. S. Trivedi
5.	M.M. Bachhav	212 Gondal	Principal	DCE	14 yrs	M. M. Bachhav
6.						
7.						

10. Terminal Skills of trainee: (Should be well defined and having reference to NCO):

The trainee, after successful completion of training, will have following skills...

1. Self employed .
2. Blouse stitching and designing.
3. Supply readymade blouses for retail market
4. Supply readymade blouses
5. for whole sale market
- 6.
- 7.

(please attach separate sheet, if more space is required)



H. H. Jhala

Gujarat Council of Vocational Training
Gandhinagar



Gujarat Council of Vocational Training

Gandhinagar

Blouse designing



ગુજરાત વલન

(please attach separate sheet, if more space is required)

11. Approximate cost of Tools
/ Equipments / Machinery for
Starting one batch of the course:

Rupees
3 lakhs approx.

Reference Year
2016

12. Area required for practical / Workshop for one batch.

.....146..... Sq.Meter

13. Minimum Power connection required

.....3..... K.W.

14.1 No of items in Standard list of Machinery:

14.1.1. Page NO 5.

2

14.2 No of items in Standard list of Shop outfit:

14.2.1. Page NO 5.

9

14.3 No of items in Standard list of Trainee Tool-Kit:


14.1.1. Page NO 5.

8

***** FOR OFFICIAL USE *****

H. H. Shah
મેનેજિંગ ટ્રસ્ટી,
પ્રગતિ એજ્યુકેશન એન્ડ રેરીટેબલ ટ્રસ્ટ
રાજકોટ.

Page 3 of 6





Gujarat Council of Vocational Training
Gandhinagar
Blouse designing




Approved by GCVT in Governing Body meeting on : 02/05/2016

Syllabus implemented w.e.f. admission session : Next Session

Revision History :
1. Revision No..... Revision Date.
2. Revision No..... Revision Date.
3. Revision No..... Revision Date.

H. H. Jhalak
મેનેજિંગ ટ્રસ્ટી,
પ્રગતિ એજ્યુકેશન એન્ડ વૅરીટેબલ ટ્રસ્ટ
રાજકોટ.





Gujarat Council of Vocational Training

Gandhinagar

Blouse designing




કોશલમ્ ચલમ્

Standard List of Machinery - Equipment / Shop-outfit / or Trainee Toolkit

For Trade of __ blouse designing.

Sr. No.	Description of Item with detailed specifications	Item type i.e. Machinery / Equipment OR Shop Outfit OR Trainee Toolkit	Quantity Required per one Batch of Students	Quantity Required per one Batch of Students for Instructor	Total Quantity Required (Total of previous two columns)
1.	Fabric	Shop outfit	2m per student	4m of different colours	44 m
2.	Bobbin and bobbin case	Shop outfit	20	1	21
3.	Cutting table	Shop outfit	2	-	2
4.	Machine attachments – binder, zipper foot ,bottom fold	Shop outfit	20	1	21
5.	Pressing table	Shop outfit	1	-	1
6.	Steam press	Shop outfit	2	-	2
7.	Mannequins	Shop outfit	1	-	1
8.	Dummy	Shop outfit	1	-	1
9.	Pattern table	Shop outfit	1	-	1
10.	Scissor 10”	Tool	20	1	21
11.	24” scale	Tool	20	1	21
12.	French curve	Tool	20	1	21
13.	L-square scale	Tool	20	1	21
14.	Tracing wheel	Tool	20	1	21
15.	Scissors (paper cutting)	Tool	20	1	21
16.	Cartridge sheet	Tool	5 each	5	105 nos.
17.	Tailor chalk	Tool	10 packets	1 packets	11 pacakets
18.	Stitching machine	Machinery	15	1	16
19.	Overlock machiene	Machinery	2	-	2
20.					

H. H. J. K. J.
સેનેજીંગ ટુરટી,
પ્રગતિ એજ્યુકેશન એન્ડ સેરીટિફિકેશન ટુરટી,
રાજકોટ.





Gujarat Council of Vocational Training
Gandhinagar
Blouse designing



Name of Syllabus: Blouse designing

Sector:

Terminal Competency :

Theory	Practical
Body measurement. Rules of measurement. Paper drawing. Lay-out knowledge. Diagrams : Simple blouse Princess blouse Katori blouse Different neck patterns.	Paper drawing. Paper Cutting. Fabric cutting. Simple blouse stitching. Princess blouse stitching. Katori blouse stitching. 5 different Neck style stitching.

Signature:

H. H. Jhalu
मेनेजिंग ट्रस्टी,
प्रगति अजयुकेशन अँड येरीटेबल ट्रस्ट
राजकोट.

